

MD30

INSTRUCTION

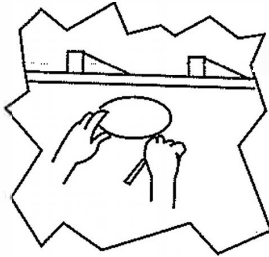
In-Ceiling Loudspeakers

Specifications	MD-30
Frequency Response	50-15KHZ
Impedance	8 ohms Ω
Norn. Power Handling	Watts
Peak Power Handling	20 Watts
Sensitivity	90 dB
Woofer Diameter	3"
Mounting Depth	75mm

Ceiling speaker Placement

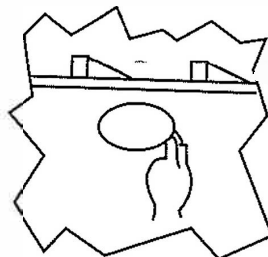
Step 1

Using template provided, trace hole pattern on surface of ceiling.



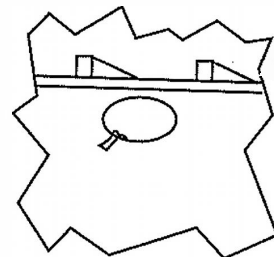
Step 2

Cut hole in wall, following traced pattern.




Step 3

Leave sufficient amount of wire at speaker location (8 to 10 Inches) to complete connection.



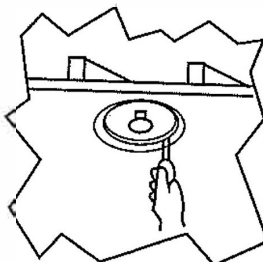
Step 4

Attach loudspeaker wires to speaker terminals, position speaker frame up into cutout.




Step 5

Carefully tighten the four mounting screws. The mounting wings will secure the speaker in place.



Step 6

When you are satisfied the speaker is operational, affix grille.



artsound
smart solutions in audio